

HENAN CHANGYIDE FURNITURE MANUFACTURING CO., LTD.

MASS-SHELF SERIES ◀

HAND MODEL



CYD-M001
H2400*W900*D560MM

ELECTRIC MODEL



CYD-M002
H2400*W900*D560MM

SMART MODEL



CYD-M003
H2400*W900*D560MM



- High Loading Capacity Shelf
Free adjustable height between layers,
with good loading capacity



- Handle Wheel
The operation of manual handle
wheel is flexible and easy



- Rotating Handle
Another rotating handle for
your option



- Flexible Driving Device
Flexible and smooth rotation, with
electrostatic powder coating of rotating
parts to ensure uniform heating
of the firmware



- Control Panel
Intelligent computer LCD display
control,easy operation

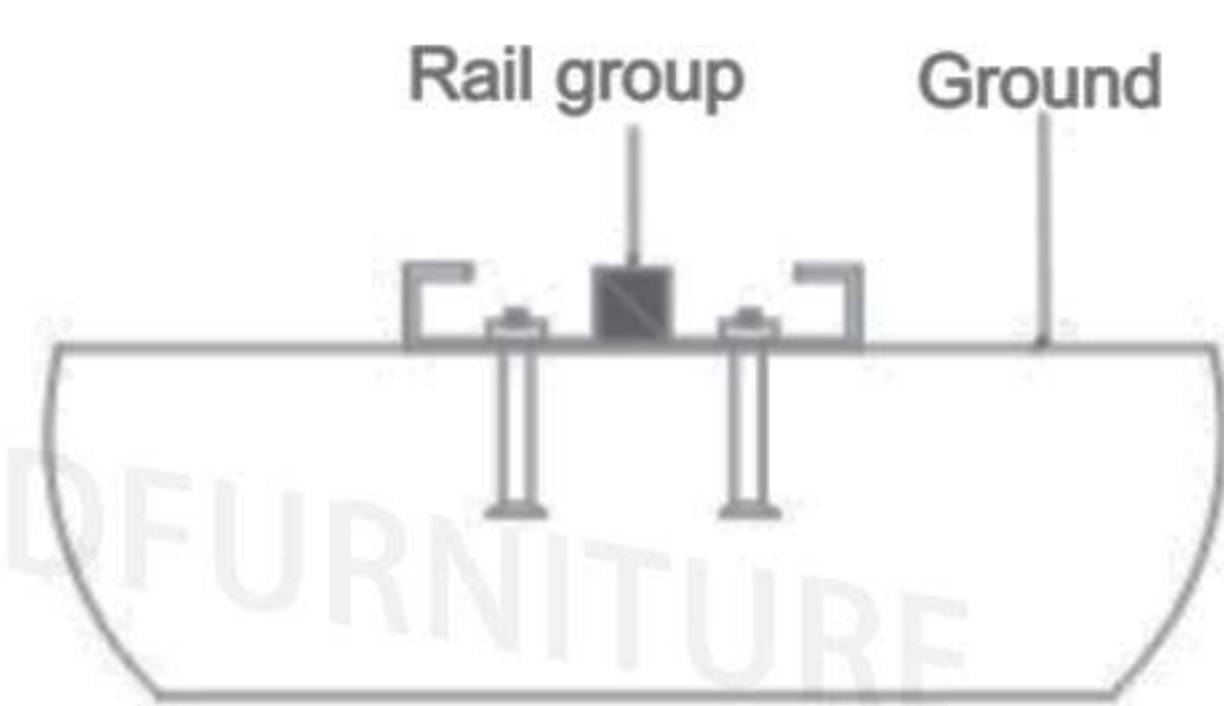


- High Quality Lock
Independent door lock, secure
storage of all kinds of documents

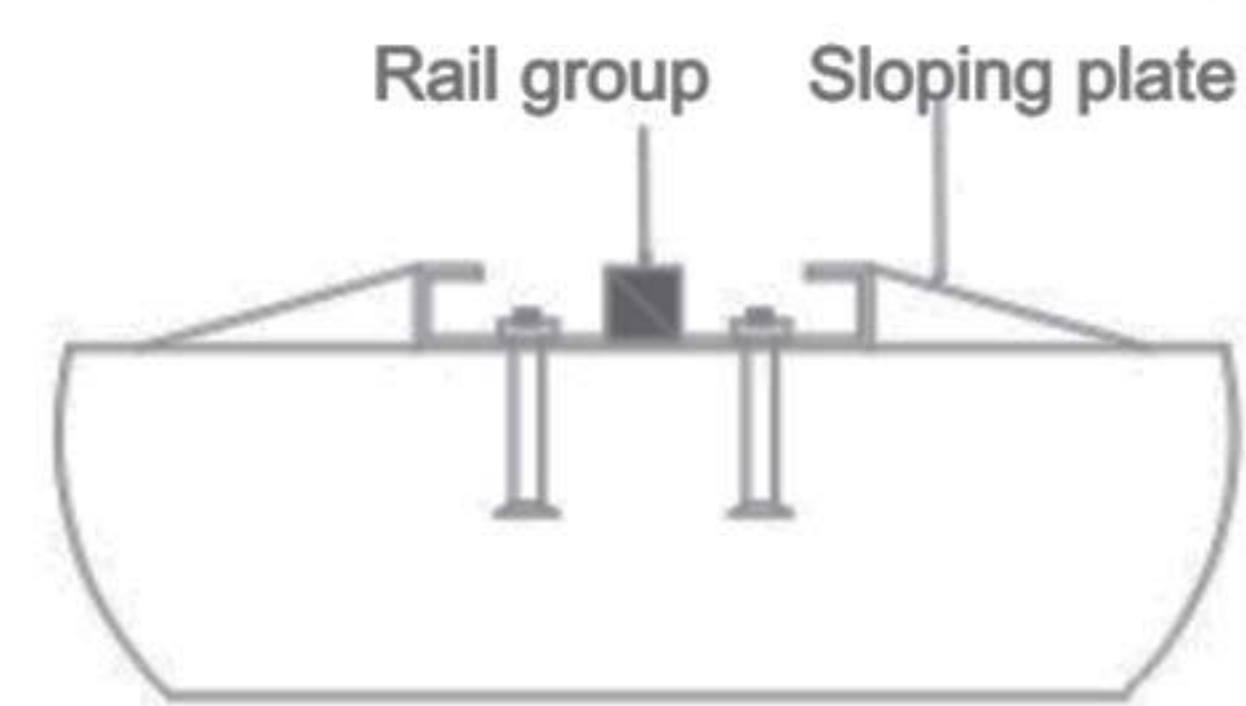
HENAN CHANGYIDE FURNITURE MANUFACTURING CO., LTD.

MASS-SHELF SERIES

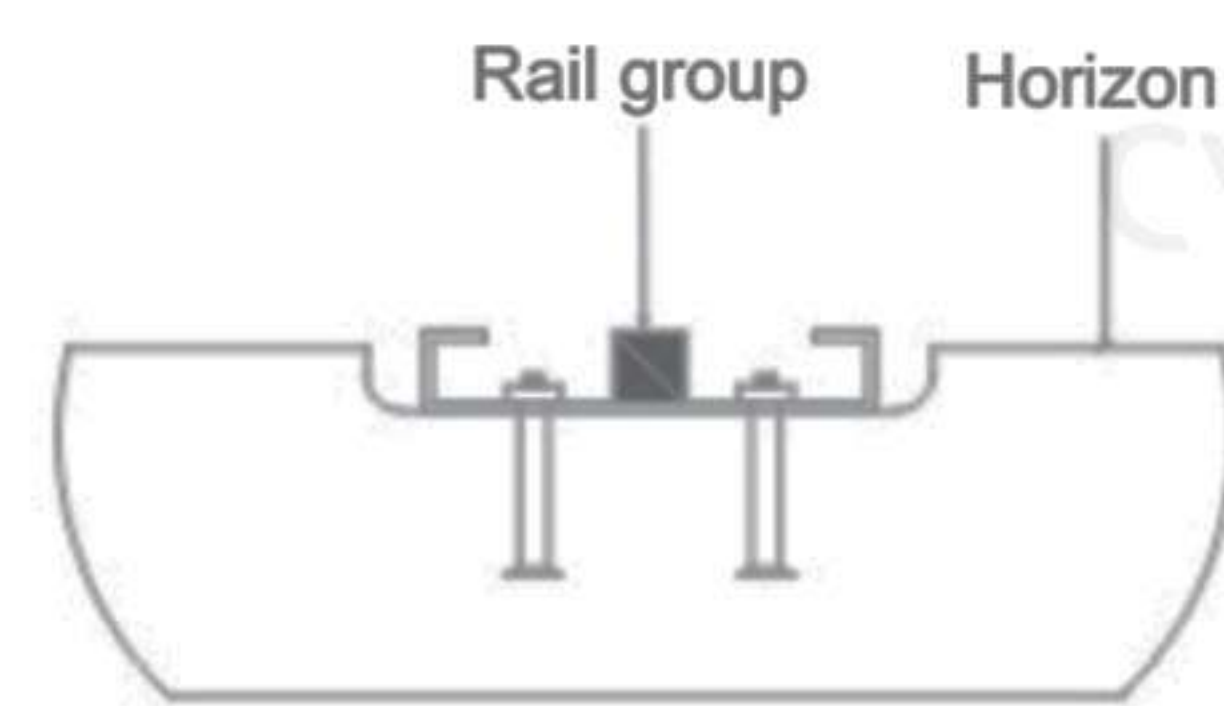
Rail with slope



Ground rail blocking diagram



Sloping plate ground rail blocking diagram



Embedded rail block diagram Horizon

Dimension and Specification

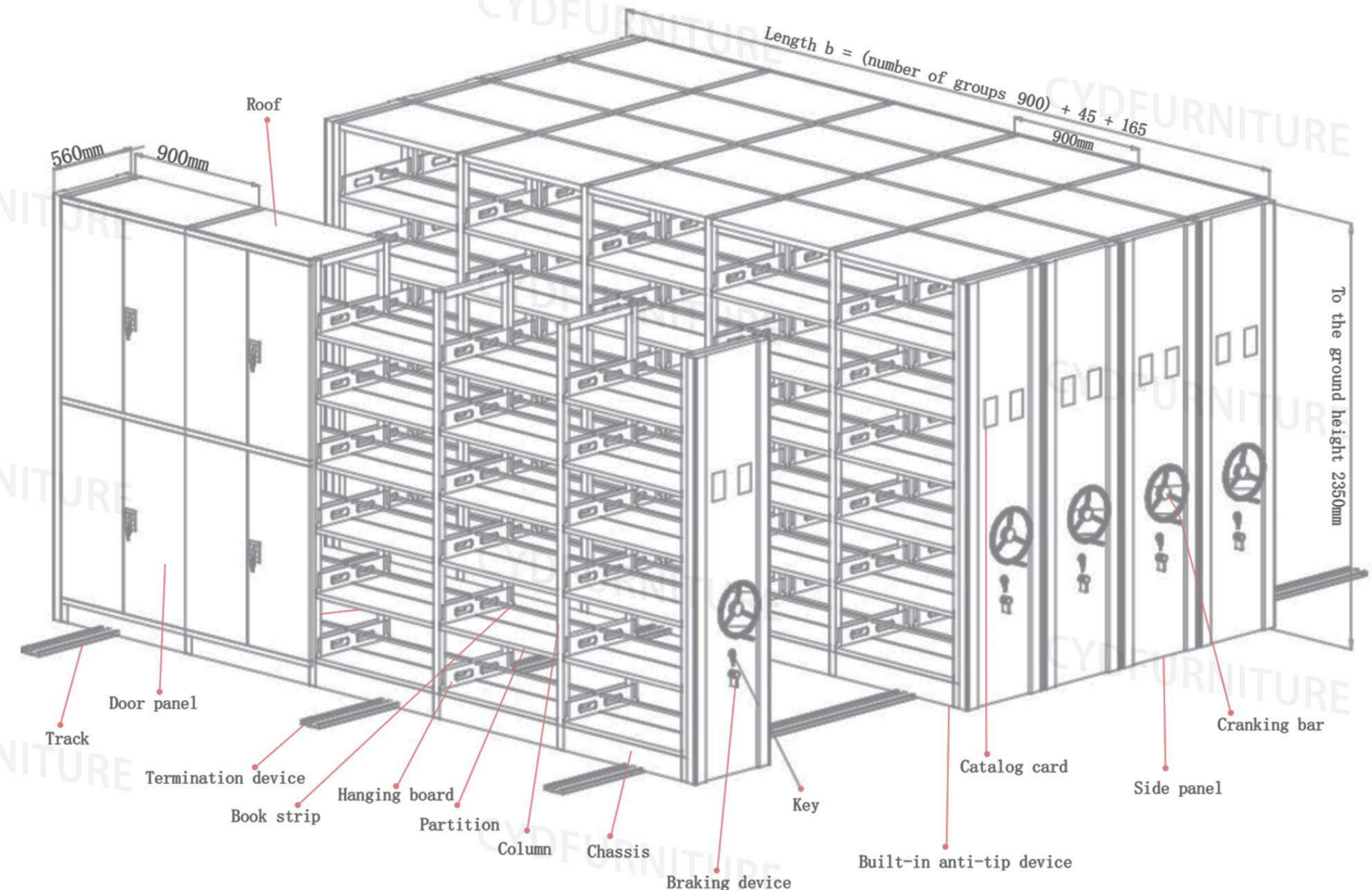
Actual Occupying Space

[(Line Number x Line Depth) + 1000] x Line Height x Line Width (mm)

Single Line Specification (mm)

	2-Bay	3-Bay	4-Bay	5-Bay	6-Bay
Line Width	1965	2865	3765	4665	5565
Rail No.	2	2	3	3	4
Line Height	2350	2350	2350	2350	2350
Line Depth	560	560	560	560	560
Bay Width	900	900	900	900	900
Self Weight	198	286	374	462	550
Loading Weight	960	1440	1920	2400	2880

1. The group type, column width, number of layers, and number of columns can be selected and customized according to user needs.
2. The left and right side frames are generally double-sided movable frames, which can be installed as door panels or single sided frames. Face moving frame, with wall panels installed on the outer side.
3. There are two forms of track groups: ground type and buried type.
4. The transmission mechanism adopts precision roller chains and bearings, making the transmission flexible and stable. Light shaking force. The lever can automatically clutch, and the handle is foldable, which can be avoided. No barriers to passage. Alternatively, a disc type joystick is available.
5. The side frame is equipped with locks for locking the entire frame.
6. The chassis group is a segmented combination. High processing accuracy, with docking and mutual interaction. Sex, wide range of joints, easy to transport and install.
7. Using frame plates and hanging plates with hooks and gear rods, the assembly is stable and firm.
8. A dense rack with a width of over 650mm, using three pillars to maintain. Improve the rigidity of the frame. 9. If it needs to be increased, it can be specially designed, and the bearing requirements should be specified in the contract.



CYD-M003
H1200*W650*D400mm



CYD-M004
H1200*W650*D400mm




CYD-M005
H900*W880*D360mm



CYD-M006
H900*W700*D360mm



CYD-M007
H900*W880*D360mm



FAST ANSWER CAN SCAN WECHAT OR WHATSAPP

Tel: +86 13939931116

Emali: sales@cydfurniture.com

Web: www.cydfurniture.com

Add: Group 1, Lijia Village, Koudian Town, Yibin District, Luoyang City, Henan Province